

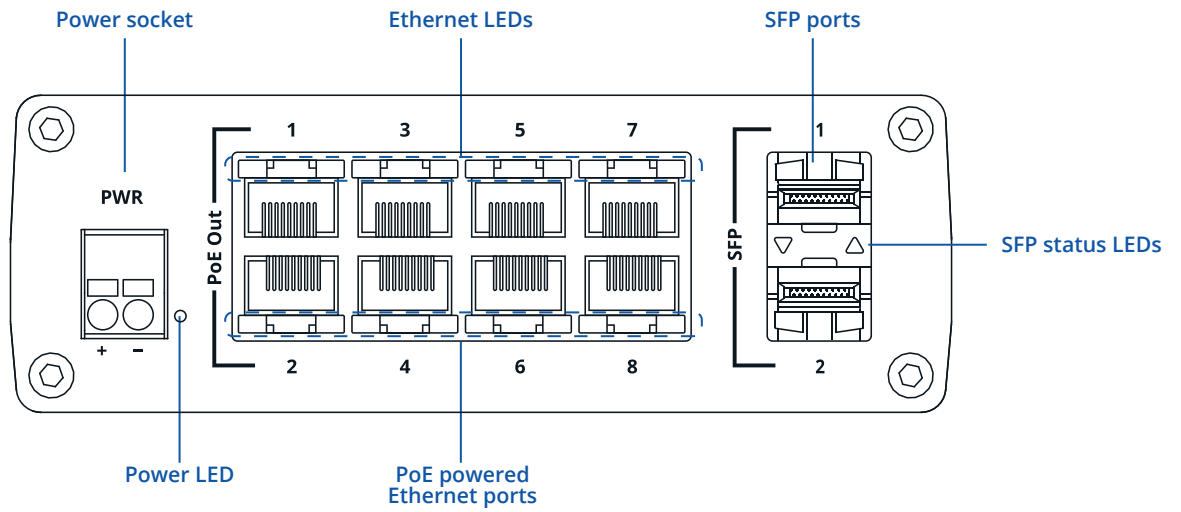


TSW200

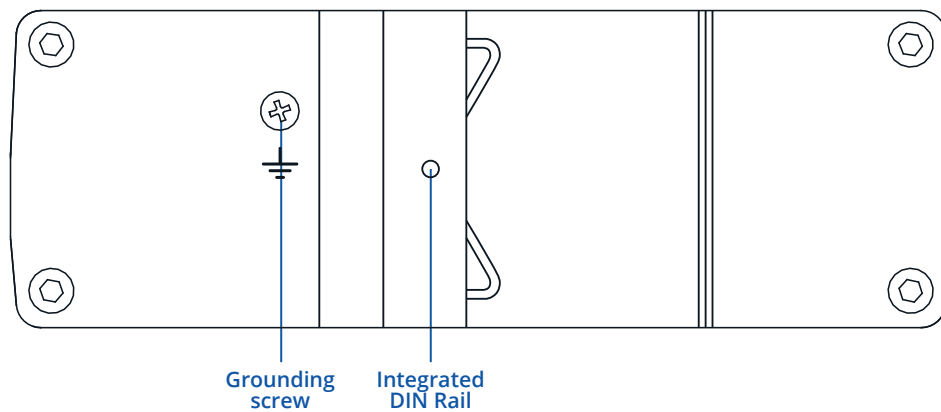


HARDWARE

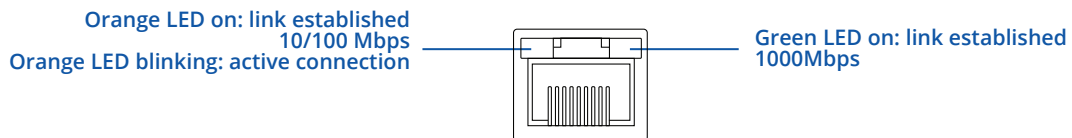
FRONT VIEW



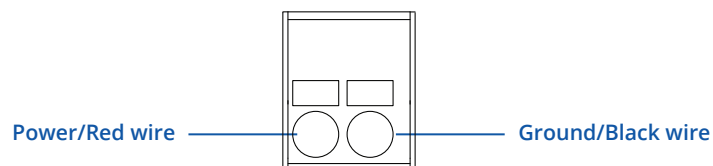
BACK VIEW



RJ45 LED MEANING



POWER SOCKET PINOUT



FEATURES

ETHERNET

| | |
|-----------------------------|---|
| LAN | 8 x ETH ports, 10/100/1000 Mbps, supports auto MDI/MDIX crossover |
| Fiber | 2 x SFP ports |
| IEEE 802.3 series standards | 802.3i, 802.3u, 802.3ab, 802.3x, 802.3az |

POE

| | |
|---------------------------------|---------------------|
| PoE ports | Port 1 - 8 |
| PoE standards | 802.3af and 802.3at |
| PoE Max Power per Port (at PSE) | 30 W |
| Total PoE Power Budget (at PSE) | 240 W |

PERFORMANCE SPECIFICATIONS

| | |
|--------------------------|------------|
| Bandwidth (Non-blocking) | 20 Gbps |
| Packer buffer | 128 KB |
| MAC address table size | 2K entries |
| Jumbo frame support | 9216 bytes |

POWER

| | |
|-----------------------------|--|
| Connector | 2-pin industrial DC power socket |
| Input voltage range | 7 – 57 VDC |
| PoE-out input voltage range | 44 – 57 VDC |
| Power consumption | Idle: 1.81 W / Max: 5.5 W / PoE Max: 245.5 W |

PHYSICAL INTERFACES

| | |
|-------------|---|
| Ethernet | 8 x RJ45 ports, 10/100/1000 Mbps |
| Fiber | 2 x SFP ports |
| Status LEDs | 1 x Power LED, 16 x LAN status LEDs 2 x SFP status LEDs |
| Power | 1 x 2-pin industrial DC power socket |
| Other | 1 x Grounding screw |

PHYSICAL SPECIFICATION

| | |
|------------------------|---|
| Casing material | Full aluminum housing |
| Dimensions (W x H x D) | 132 x 44.2 x 95.1 mm |
| Weight | 517 g |
| Mounting options | DIN rail or wall mounting (additional kit needed), flat surface placement |

OPERATING ENVIRONMENT

| | |
|---------------------------|---------------------------|
| Operating temperature | -40 °C to 75 °C |
| Operating humidity | 10% to 90% non-condensing |
| Ingress Protection Rating | IP30 |

REGULATORY & TYPE APPROVALS

| | |
|------------|---|
| Regulatory | CE/RED, UKCA, CB, UCRF, EAC, RoHS, REACH, ANRT, RCM, GITEKI, FCC, IC, ANATEL, NOM, E-mark |
|------------|---|

WHAT'S IN THE BOX?

STANDARD PACKAGE CONTAINS

- TSW200
- QSG (Quick Start Guide)
- Packaging box



STANDARD ORDER CODES

| PRODUCT CODE | HS CODE | HTS CODE | PACKAGE CONTAINS |
|---------------|---------|------------|---|
| TSW200 000050 | 851762 | 8517.62.00 | Standard package |
| TSW200 000010 | 851762 | 8517.62.00 | Standard package (without DIN rail bracket) |

For more information on all available packaging options – please contact us directly.

TSW200 SPATIAL MEASUREMENTS & WEIGHT

MAIN MEASUREMENTS

W x H x D dimensions for TSW200:

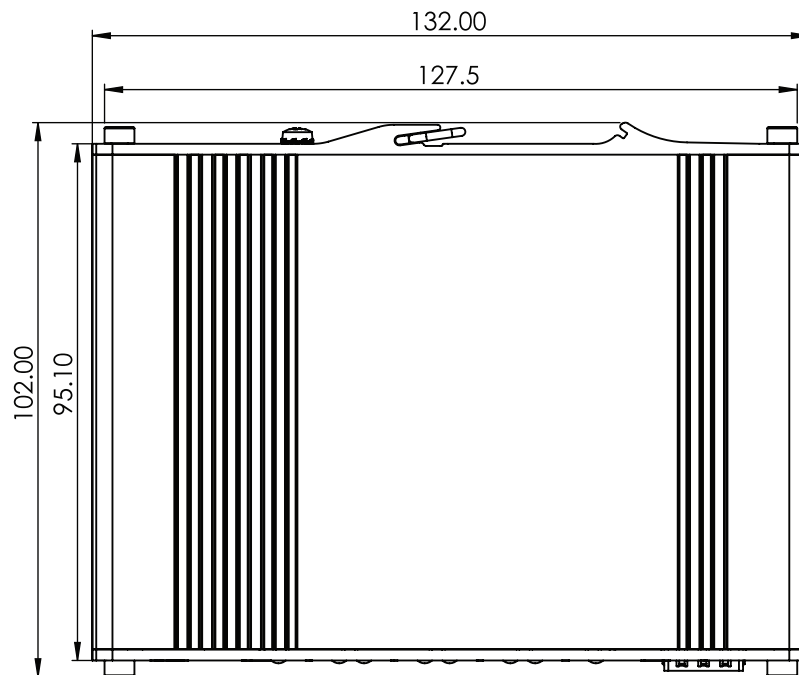
Device housing*: 132 x 44.2 x 95.1 mm

Box: 173 x 71 x 148 mm

*Housing measurements are presented without antenna connectors and screws; for measurements of other device elements look to the sections below.


TOP VIEW

The figure below depicts the measurements of TSW200 and its components as seen from the top:



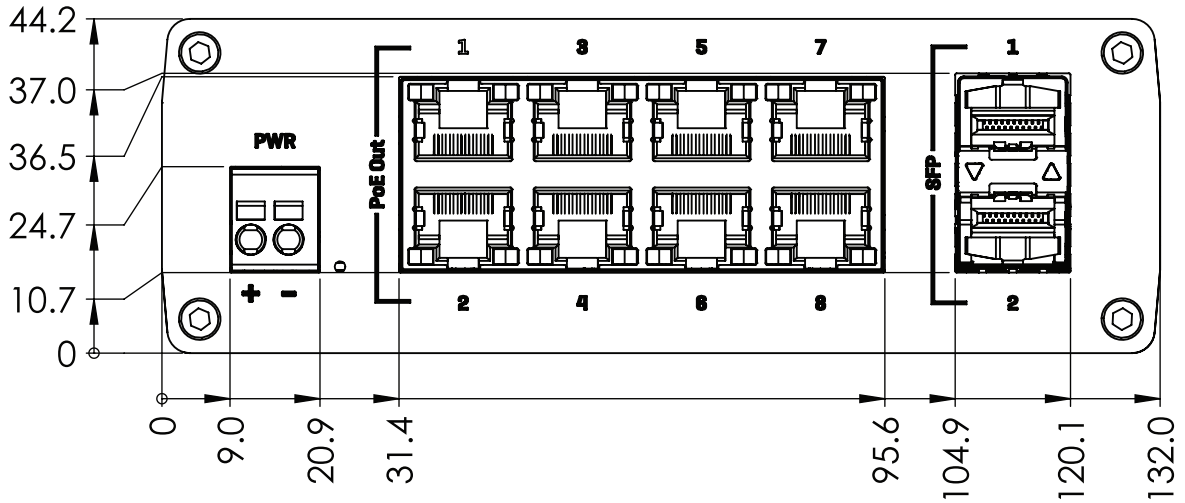
RIGHT VIEW

The figure below depicts the measurements of TSW200 and its components as seen from the right side:



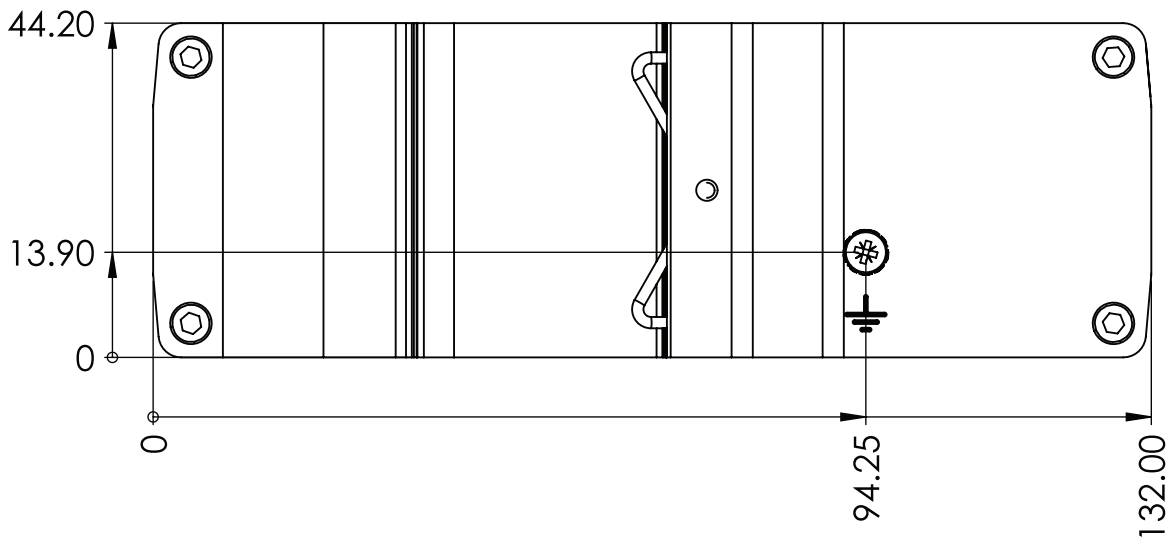
FRONT VIEW

The figure below depicts the measurements of TSW200 and its components as seen from the front panel side:



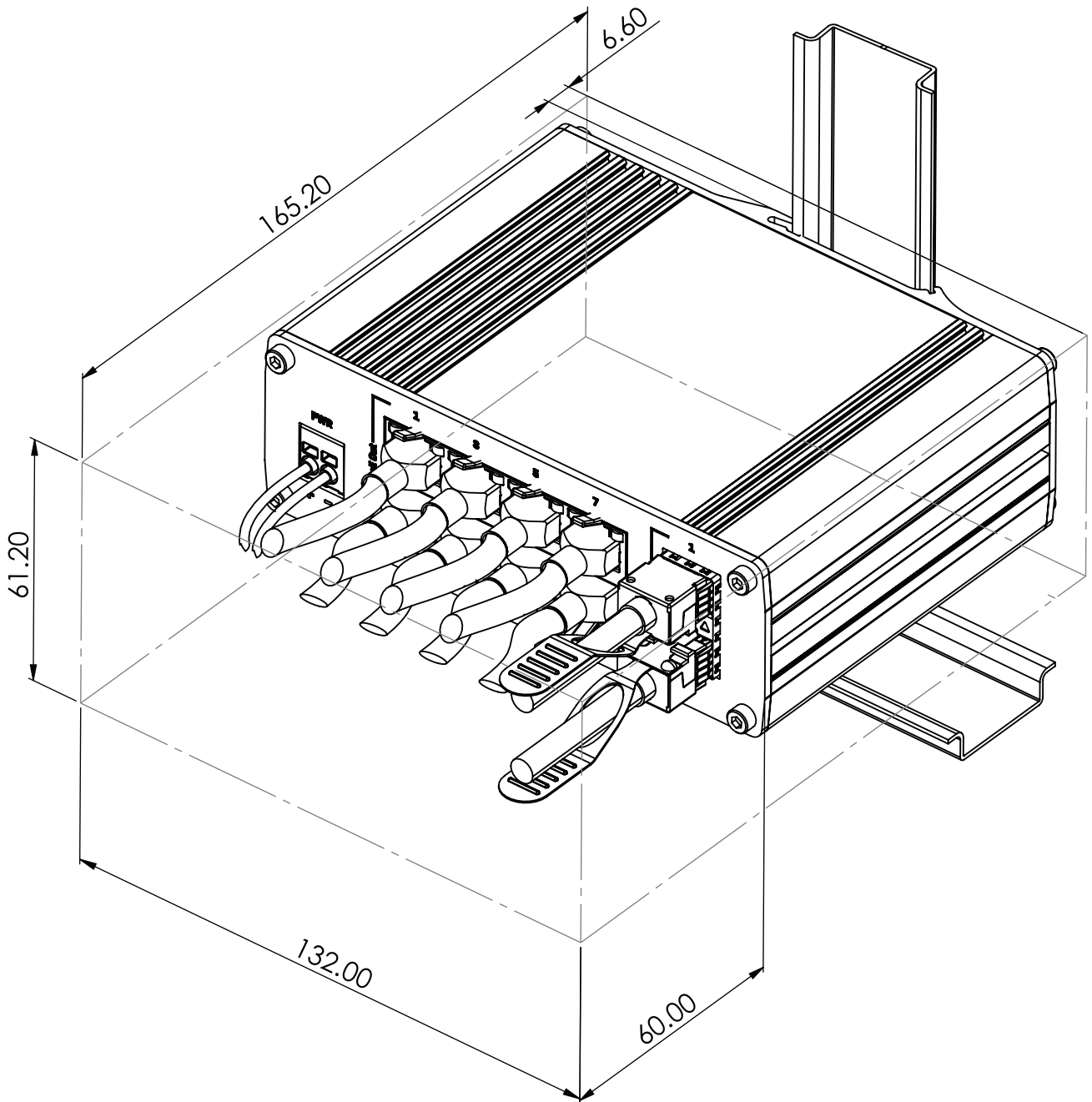
REAR VIEW

The figure below depicts the measurements of TSW200 and its components as seen from the back panel side:



MOUNTING SPACE REQUIREMENTS

The figure below depicts an approximation of the device's dimensions when cables and antennas are attached:



DIN RAIL

The scheme below depicts protrusion measurements of an attached DIN Rail:

